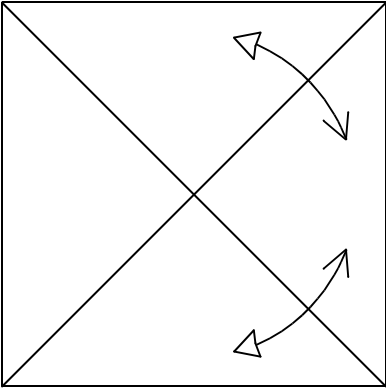
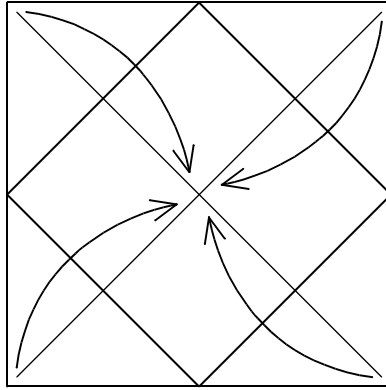


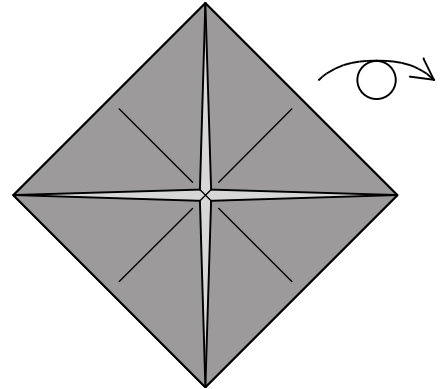
# Fold a Nature Fact-Finder!



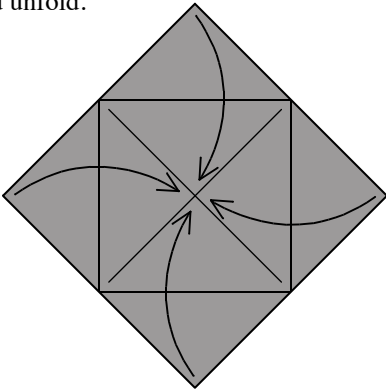
**1.** Begin with the plain side up. Fold the paper in half along each diagonal and unfold.



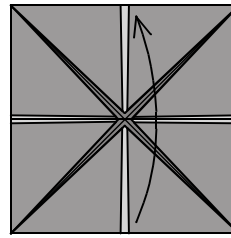
**2.** Fold the four corners in to the center of the square.



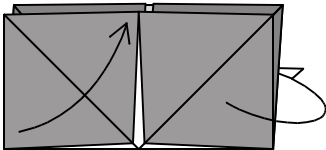
**3.** Turn the paper over.



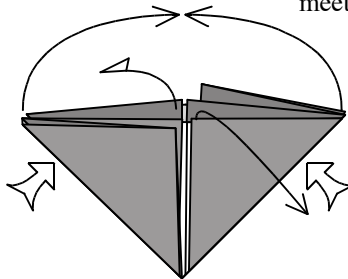
**4.** Fold the four corners in to the center again.



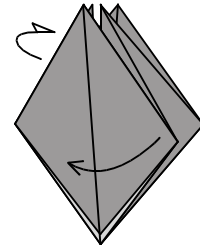
**5.** Fold the bottom edge up to meet the top edge.



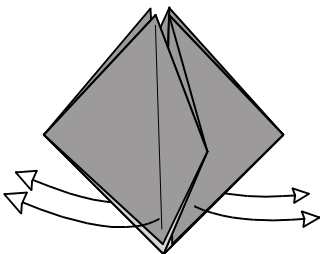
**6.** Fold the lower left corner up in front; fold the lower right corner behind.



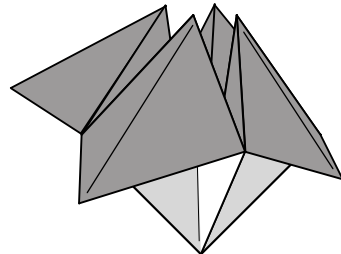
**7.** Open out the large pocket in the center top and squeeze the sides toward each other.



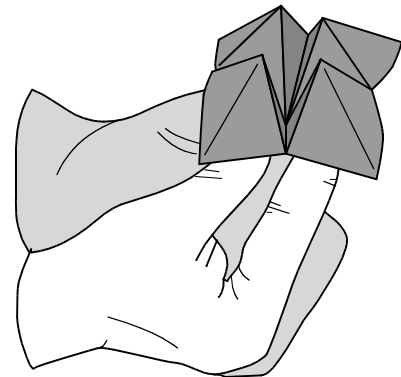
**8.** Adjust the position of the four flaps so that they all stand straight out from each other.



**9.** Pull out the four colored flaps.



**10.** Finished Animal Fact-Finder.



**11.** Lift the flaps on the inside to reveal the answers.